

# PRODUCT DATASHEET

## DULUX L 36 W/830 2G11

OSRAM DULUX L LUMILUX | CFLni, with 4-pin 2G11 base for ECG/CCG operation



---

### AREAS OF APPLICATION

- Offices, public buildings
- Shops
- Supermarkets and department stores
- Hotels, restaurants
- Industry

---

### PRODUCT BENEFITS

- Very economical
- Outstanding luminous flux
- Outstanding luminous efficiency
- Long service life
- OSRAM System+ Guarantee in combination with OSRAM QUICKTRONIC ECG
- Less than half as long as tubular fluorescent lamps
- Improved maintenance

---

### PRODUCT FEATURES

- Short and compact pin-base lamp with double-turn tubes
- Single-ended four-pin plug-in 2G11 base
- Dimmable (1...100 % with QUICKTRONIC QT<sub>i</sub> DALI/DIM)
- Color rendering index  $R_a$ : 80...89
- Average life: 20,000 h (with QUICKTRONIC)



- Operates on battery, solar and AC power with suitable electronic control gear
- Also available in blue

**TECHNICAL DATA**

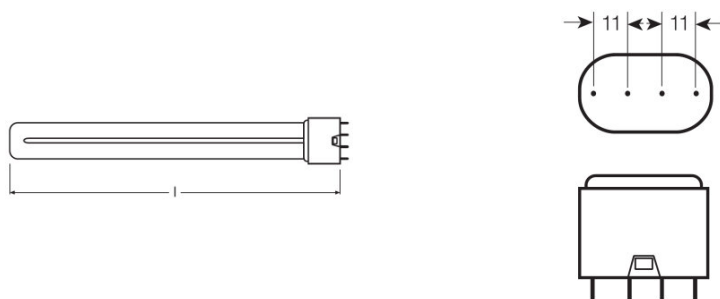
Electrical data

Nominal wattage	36.00 W
Nominal voltage	102 V
Rated wattage	36.00 W

Photometrical data

Nominal luminous flux	2900 lm
Light color (designation)	LUMILUX Warm White
Luminous flux at 25 °C	2900 lm
Rated luminous flux	2900 lm
Rated color temperature	3000 K
Color rendering index Ra	≥80
Rated LLMF at 4,000 h	0.86
Rated LLMF at 6,000 h	0.82
Rated LLMF at 8,000 h	0.80
Rated LLMF at 12,000 h	0.76
Rated LLMF at 16,000 h	0.81
Rated LLMF at 20,000 h	0.80
Luminance	2.8 cd/cm <sup>2</sup>
Color temperature	3000 K
Luminous flux	2900 lm
Color rendering index Ra	≥80

Dimensions & weight



Diameter	17.5 mm
Overall length	408.5 mm

<b>Tube diameter</b>	17.5 mm
<b>Length</b>	411.0 mm
<b>Length acc. to IEC standard</b>	415 mm
<b>Length with base excl. base pins/connection</b>	411.00 mm
<b>Outer bulb</b>	T16
<b>Maximum diameter</b>	17.0 mm

### Temperatures & operating conditions

<b>Rated ambient temp.w.max.luminous flux</b>	25.0 °C
---	---------

### Lifespan

<b>Nominal lamp life time</b>	12000 h
<b>Rated lamp life time</b>	12000 h
<b>Service life</b>	13000 h <sup>1)</sup>
<b>Rated lamp survival factor at 2,000 h</b>	0.99
<b>Rated lamp survival factor at 4,000 h</b>	0.99
<b>Rated lamp survival factor at 6,000 h</b>	0.98
<b>Rated lamp survival factor at 8,000 h</b>	0.92
<b>Rated lamp survival factor at 12,000 h</b>	0.50
<b>Rated lamp survival factor at 16,000 h</b>	0.81
<b>Rated lamp survival factor at 20,000 h</b>	0.50
<b>Operation mode LLMF/LSF</b>	HF
<b>Lifespan</b>	20000 h <sup>1)</sup>

<sup>1)</sup> With preheat ECG

### Additional product data

<b>Base (standard designation)</b>	2G11
<b>Mercury content</b>	2.3 mg
<b>Product remark</b>	For ECG and CCG operation

### Capabilities

<b>Dimmable</b>	Yes
<b>Suitable for indoor</b>	Yes

### Certificates & standards

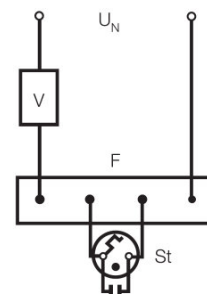
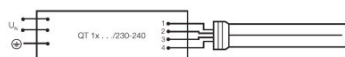
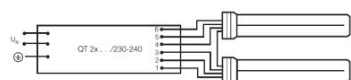
<b>Energy efficiency class</b>	A
<b>Energy consumption</b>	40 kWh/1000h
<b>Energy efficiency class</b>	A

### Country-specific categorizations

<b>ILCOS</b>	FSD-36/830-E-2G11-43,9/411
--------------	----------------------------

**EQUIPMENT / ACCESSORIES**

- Suitable for standard control gears and starters
- Suitable for operation on electronic and conventional control gear



Circuit diagram

Circuit diagram

Circuit diagram

**LOGISTICAL DATA**

Product code	Product description	Packaging unit (Pieces/Unit)	Dimensions (length x width x height)	Volume	Gross weight
4050300010793	DULUX L 36 W/830 2G11	Shipping carton box 10	455 mm x 103 mm x 136 mm	6.37 dm <sup>3</sup>	1369.00 g

The mentioned product code describes the smallest quantity unit which can be ordered. One shipping unit can contain one or more single products. When placing an order, for the quantity please enter single or multiples of a shipping unit.

**REFERENCES / LINKS**

For more information on the system guarantee and the terms and conditions of the guarantee visit

- ▶ [www.ledvance.com/system-guarantee](http://www.ledvance.com/system-guarantee)

**DISCLAIMER**

Subject to change without notice. Errors and omission excepted. Always make sure to use the most recent release.

## OSRAM DULUX L LUMILUX | CFLni, with 4-pin 2G11 base for ECG/CCG operation

Product name	Product name ECG	EAN	Nominal current	Nominal wattage + Power loss	Luminous flux at 35 °C	Number of lighting outlets
DULUX L 36 W/830 2G11	QT 1x36 DIM	4008321645623	0.16 A	36.00 W	3350 lm	1
	QT 2x36 DIM	4008321645838	0.32 A	72.40 W	3350 lm	2
	QTi 1x14/24/21/39 GII	4008321383334	0.15 A	34.00 W	2750 lm	1
	QTi 2x14/24/21/39 GII	4008321383396	0.29 A	68.00 W	2800 lm	2
	QTi DALI 1x36 DIM	4050300870427	0.16 A	36.00 W	2900 lm	1
	QTi DALI 2x36 DIM	4050300870885	0.31 A	69.00 W	2900 lm	2
	QT-M 2x26-42/220-240 S	4008321110022	0.30 A	70.00 W	2800 lm	2
	QTP-DL 1x36-40	4008321117908	0.17 A	35.00 W	2900 lm	1
	QTP-DL 2x36-40	4008321117922	0.33 A	68.00 W	2900 lm	2
	QTP-M 1x26-42	4008321329134	0.16 A	35.00 W	2800 lm	1
	QTP-M 2x26-32	4008321329158	0.30 A	68.00 W	2800 lm	2
	QTP-OPTIMAL 1x18-40	4008321873743	0.16 A	35.00 W	2800 lm	1
	QTP-OPTIMAL 2x18-40	4008321873767	0.30 A	70.00 W	2800 lm	2