

PRODUCT DATASHEET

DULUX L 18 W/830 2G11

OSRAM DULUX L LUMILUX | CFLni, with 4-pin 2G11 base for ECG/CCG operation



AREAS OF APPLICATION

- Offices, public buildings
- Shops
- Supermarkets and department stores
- Hotels, restaurants
- Industry

PRODUCT BENEFITS

- Very economical
- Outstanding luminous flux
- Outstanding luminous efficiency
- Long service life
- OSRAM System+ Guarantee in combination with OSRAM QUICKTRONIC ECG
- Less than half as long as tubular fluorescent lamps
- Improved maintenance

PRODUCT FEATURES

- Short and compact pin-base lamp with double-turn tubes
- Single-ended four-pin plug-in 2G11 base
- Dimmable (1...100 % with QUICKTRONIC QT_i DALI/DIM)
- Color rendering index R_a : 80...89
- Average life: 20,000 h (with QUICKTRONIC)



- Operates on battery, solar and AC power with suitable electronic control gear
- Also available in blue

TECHNICAL DATA

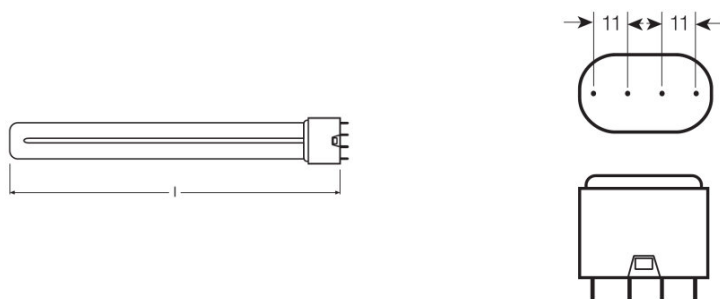
Electrical data

Nominal wattage	18.00 W
Nominal voltage	57 V
Rated wattage	18.00 W

Photometrical data

Nominal luminous flux	1200 lm
Light color (designation)	LUMILUX Warm White
Luminous flux at 25 °C	1200 lm
Rated luminous flux	1200 lm
Rated color temperature	3000 K
Color rendering index Ra	≥80
Rated LLMF at 4,000 h	0.86
Rated LLMF at 6,000 h	0.82
Rated LLMF at 8,000 h	0.80
Rated LLMF at 12,000 h	0.76
Rated LLMF at 16,000 h	0.81
Rated LLMF at 20,000 h	0.80
Luminance	2.1 cd/cm ²
Color temperature	3000 K
Luminous flux	1200 lm
Color rendering index Ra	≥80

Dimensions & weight



Diameter	17.5 mm
Overall length	214.5 mm

Tube diameter	17.5 mm
Length	217.0 mm
Length acc. to IEC standard	225 mm
Length with base excl. base pins/connection	217.00 mm
Outer bulb	T16
Maximum diameter	17.0 mm

Temperatures & operating conditions

Rated ambient temp.w.max.luminous flux	25.0 °C
---	---------

Lifespan

Nominal lamp life time	12000 h
Rated lamp life time	12000 h
Service life	13000 h ¹⁾
Rated lamp survival factor at 2,000 h	0.99
Rated lamp survival factor at 4,000 h	0.99
Rated lamp survival factor at 6,000 h	0.98
Rated lamp survival factor at 8,000 h	0.92
Rated lamp survival factor at 12,000 h	0.50
Rated lamp survival factor at 16,000 h	0.81
Rated lamp survival factor at 20,000 h	0.50
Operation mode LLMF/LSF	HF
Lifespan	20000 h ¹⁾

¹⁾ With preheat ECG

Additional product data

Base (standard designation)	2G11
Mercury content	2.3 mg
Product remark	For ECG and CCG operation

Capabilities

Dimmable	Yes
Suitable for indoor	Yes

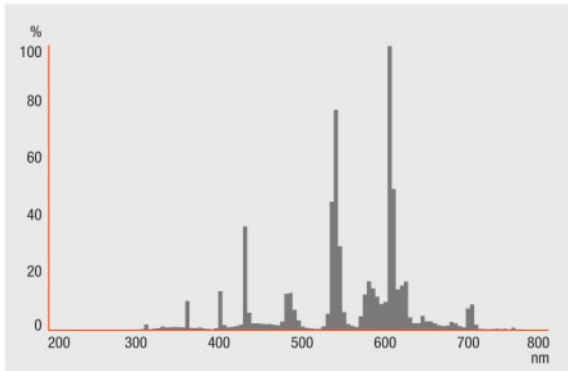
Certificates & standards

Energy efficiency class	A
Energy consumption	20 kWh/1000h
Energy efficiency class	A

Country-specific categorizations

ILCOS	FSD-18/830-E-2G11-43,9/217
--------------	----------------------------

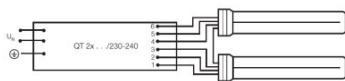
Light Distribution



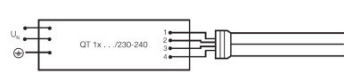
Spectral power distribution

EQUIPMENT / ACCESSORIES

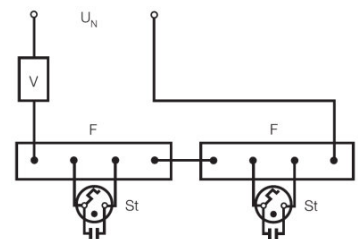
- Suitable for standard control gears and starters
- Suitable for operation on electronic and conventional control gear



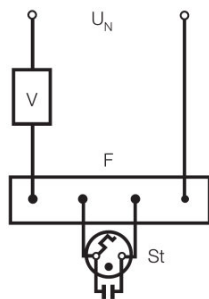
Circuit diagram



Circuit diagram



Circuit diagram



Circuit diagram

LOGISTICAL DATA

Product code	Product description	Packaging unit (Pieces/Unit)	Dimensions (length x width x height)	Volume	Gross weight
4050300010731	DULUX L 18 W/830 2G11	Shipping carton box 10	260 mm x 103 mm x 136 mm	3.64 dm ³	791.75 g

The mentioned product code describes the smallest quantity unit which can be ordered. One shipping unit can contain one or more single products. When placing an order, for the quantity please enter single or multiples of a shipping unit.

REFERENCES / LINKS

For more information on the system guarantee and the terms and conditions of the guarantee visit

- ▶ www.ledvance.com/system-guarantee

DISCLAIMER

Subject to change without notice. Errors and omission excepted. Always make sure to use the most recent release.

OSRAM DULUX L LUMILUX | CFLni, with 4-pin 2G11 base for ECG/CCG operation

Product name	Product name ECG	EAN	Nominal current	Nominal wattage + Power loss	Luminous flux at 35 °C	Number of lighting outlets
DULUX L 18 W/830 2G11	QT 1x18 DIM	4008321645647	0.08 A	18.90 W	1350 lm	1
	QT 2x18 DIM	4008321645852	0.17 A	37.70 W	1350 lm	2
	QT-ECO 1x18-24/220-240 L	4050300660417	0.13 A	18.00 W	1200 lm	1
	QT-ECO 1x18-24/220-240 S	4050300638560	0.13 A	18.00 W	1200 lm	1
	QTi 1x18 DIM	4050300870601	0.08 A	19.00 W	1200 lm	1
	QTi 3x18 DIM	4008321069931	0.24 A	53.60 W	1200 lm	3
	QTi 4x18 DIM	4008321070012	0.31 A	69.30 W	1200 lm	4
	QTi DALI 1x18 DIM	4050300870403	0.08 A	18.00 W	1200 lm	1
	QTi DALI 2x18 DIM	4050300870526	0.16 A	37.00 W	1200 lm	2
	QTi DALI 3x18 DIM	4008321069979	0.24 A	53.60 W	1200 lm	3
	QTi DALI 4x18 DIM	4008321070050	0.31 A	69.30 W	1200 lm	4
	QTP-DL 1x18-24	4008321117861	0.085 A	18.00 W	1200 lm	1
	QTP-DL 2x18-24	4008321117885	0.16 A	36.00 W	1200 lm	2
	QTP-M 1x26-42	4008321329134	0.09 A	18.00 W	1150 lm	1
	QTP-M 2x26-32	4008321329158	0.16 A	36.00 W	1150 lm	2
	QTP-OPTIMAL 1x18-40	4008321873743	0.09 A	19.00 W	1150 lm	1
	QTP-OPTIMAL 2x18-40	4008321873767	0.16 A	36.00 W	1150 lm	2

Product name	Product name ECG	EAN	EEI – Energy Label
DULUX L 18 W/830 2G11	QT 1x18 DIM	4008321645647	
	QT 2x18 DIM	4008321645852	
	QT-ECO 1x18-24/220-240 L	4050300660417	A2
	QT-ECO 1x18-24/220-240 S	4050300638560	A2
	QTi 1x18 DIM	4050300870601	

Product name	Product name ECG	EAN	EEI – Energy Label
	QTi 3x18 DIM	4008321069931	
	QTi 4x18 DIM	4008321070012	
	QTi DALI 1x18 DIM	4050300870403	
	QTi DALI 2x18 DIM	4050300870526	
	QTi DALI 3x18 DIM	4008321069979	
	QTi DALI 4x18 DIM	4008321070050	
	QTP-DL 1x18-24	4008321117861	
	QTP-DL 2x18-24	4008321117885	
	QTP-M 1x26-42	4008321329134	
	QTP-M 2x26-32	4008321329158	
	QTP-OPTIMAL 1x18-40	4008321873743	
	QTP-OPTIMAL 2x18-40	4008321873767	