

Product Environmental Profile

Single socket outlet





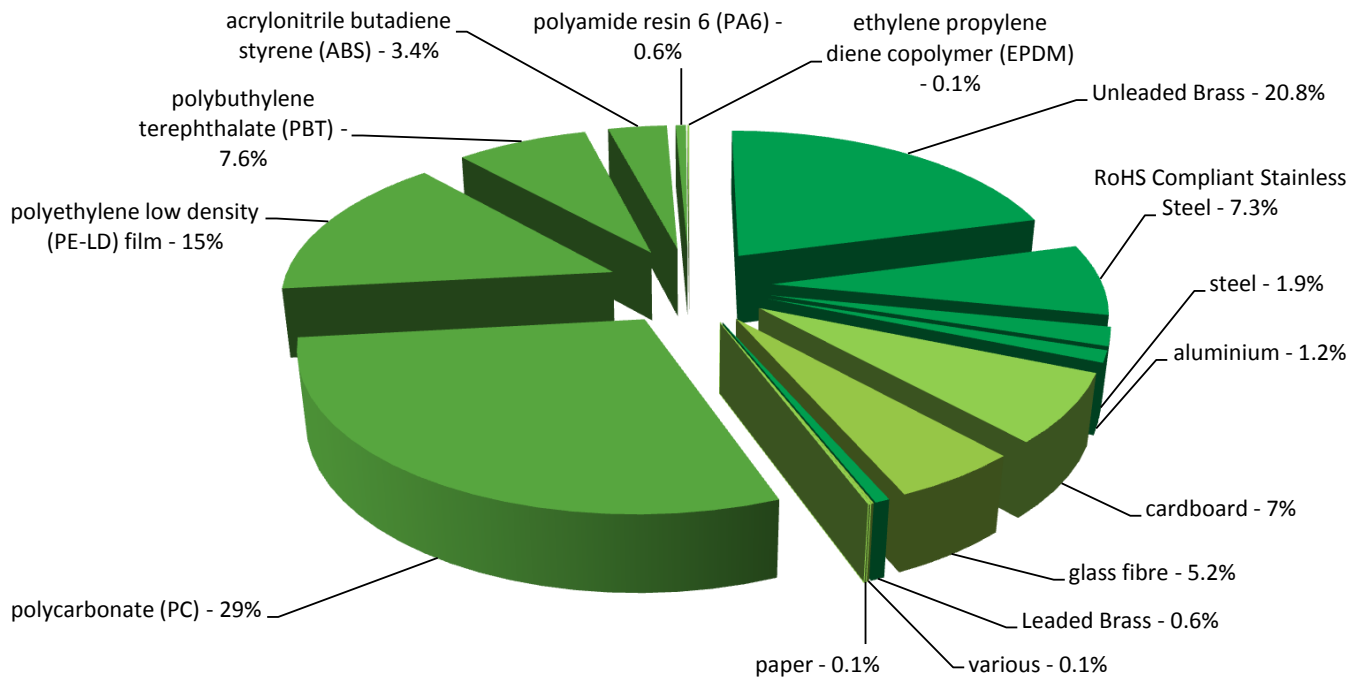
General information

Representative product	Single socket outlet -501D6611+ AAK560D0015 + AAK560D6015
Description of the product	The LK FUGA Single socket-outlet, 2-pole with Danish earth. 16A / 250V. Screwless terminals. 1.5 module size. For flush or surface mounting. To be combined with any Design frame in different colours and materials.
Functional unit	To provide electrical switching &/or isolation for 20 years as per standards.



Constituent materials

Reference product mass	107.14 g including the product, its packaging and additional elements and accessories
------------------------	---



Substance assessment

Products of this range are designed in conformity with the requirements of the RoHS directive (European Directive 2011/65/EU of 8 June 2011) and do not contain, or only contain in the authorised proportions, lead, mercury, cadmium, hexavalent chromium or flame retardants (polybrominated biphenyls - PBB, polybrominated diphenyl ethers - PBDE) as mentioned in the Directive

As the products of the range are designed in accordance with the RoHS Directive (European Directive 2002/95/EC of 27 January 2003), they can be incorporated without any restriction in an assembly or an installation subject to this Directive.

Details of ROHS and REACH substances information are available on the Schneider-Electric Green Premium website

<http://www2.schneider-electric.com/sites/corporate/en/products-services/green-premium/green-premium.page>

Additional environmental information

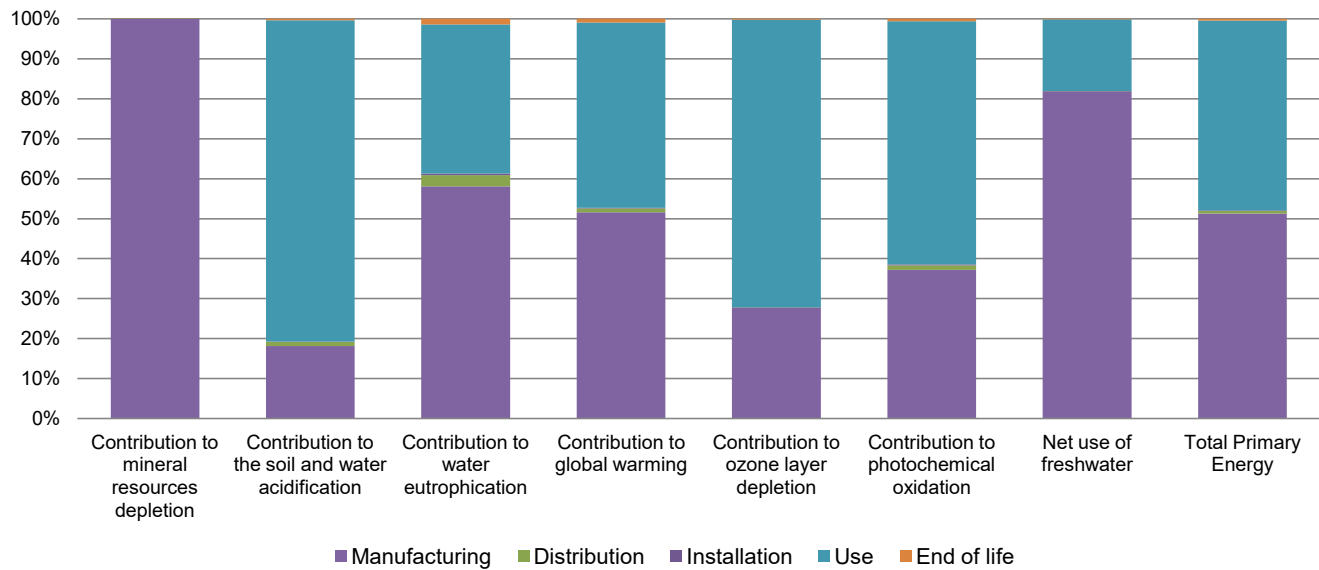
The Single socket outlet presents the following relevant environmental aspects

Manufacturing	Manufactured at a Schneider Electric production site ISO14001 certified		
Distribution	Weight and volume of the packaging optimized, based on the European Union's packaging directive		
	Packaging weight is 23.8 g, consisting of cardboard (31.46%), PE film (67.56%), paper (0.42%), Pre-printed label (0.56%) Product distribution optimised by setting up local distribution centres		
Use	The product does not require special maintenance operations.		
End of life	End of life optimized to decrease the amount of waste and allow recovery of the product components and materials		
	No special end-of-life treatment required. According to countries' practices this product can enter the usual end-of-life treatment process.		
	Recyclability potential:	32%	Based on "ECO'DEEE recyclability and recoverability calculation method" (version V1, 20 Sep. 2008 presented to the French Agency for Environment and Energy Management: ADEME).

Environmental impacts

Reference life time	20 years			
Product category	Passive products - non-continuous operation			
Installation elements	No special components needed			
Use scenario	Product dissipation is 0.0216 W, loading rate is 30% and service uptime percentage is 30%			
Geographical representativeness	Europe			
Technological representativeness	The LK FUGA Single socket-outlet, 2-pole with Danish earth. 16A / 250V. Screwless terminals. 1.5 module size. For flush or surface mounting. To be combined with any Design frame in different colours and materials.			
Energy model used	Manufacturing	Installation	Use	End of life
	Energy model used: RINGSTED (DENMARK)	Electricity Mix; AC; consumption mix, at consumer; < 1kV; EU-27	Electricity Mix; AC; consumption mix, at consumer; < 1kV; EU-27	Electricity Mix; AC; consumption mix, at consumer; < 1kV; EU-27

Compulsory indicators		Single socket outlet - 501D6611+ AAK560D0015 + AAK560D6015					
Impact indicators	Unit	Total	Manufacturing	Distribution	Installation	Use	End of Life
Contribution to mineral resources depletion	kg Sb eq	3.46E-05	3.45E-05	0*	0*	3.05E-08	0*
Contribution to the soil and water acidification	kg SO ₂ eq	6.31E-03	1.15E-03	6.31E-05	7.02E-06	5.07E-03	2.55E-05
Contribution to water eutrophication	kg PO ₄ ³⁻ eq	5.09E-04	2.95E-04	1.45E-05	1.75E-06	1.90E-04	7.18E-06
Contribution to global warming	kg CO ₂ eq	1.45E+00	7.46E-01	1.38E-02	2.73E-03	6.70E-01	1.37E-02
Contribution to ozone layer depletion	kg CFC11 eq	2.26E-07	6.27E-08	2.80E-11	1.58E-10	1.63E-07	6.01E-10
Contribution to photochemical oxidation	kg C ₂ H ₄ eq	3.94E-04	1.47E-04	4.51E-06	7.46E-07	2.40E-04	2.63E-06
Resources use	Unit	Total	Manufacturing	Distribution	Installation	Use	End of Life
Net use of freshwater	m ³	9.73E-03	7.97E-03	1.24E-06	2.90E-06	1.75E-03	1.16E-05
Total Primary Energy	MJ	2.86E+01	1.47E+01	1.96E-01	3.86E-02	1.36E+01	1.36E-01




Optional indicators		Single socket outlet - 501D6611+ AAK560D0015 + AAK560D6015					
Impact indicators	Unit	Total	Manufacturing	Distribution	Installation	Use	End of Life
Contribution to fossil resources depletion	MJ	1.84E+01	1.12E+01	1.94E-01	3.18E-02	6.90E+00	1.12E-01
Contribution to air pollution	m³	2.16E+02	1.86E+02	5.88E-01	2.49E-01	2.87E+01	8.93E-01
Contribution to water pollution	m³	2.65E+02	2.33E+02	2.27E+00	2.76E-01	2.81E+01	1.08E+00
Resources use	Unit	Total	Manufacturing	Distribution	Installation	Use	End of Life
Use of secondary material	kg	2.87E-03	2.87E-03	0*	0*	0*	0*
Total use of renewable primary energy resources	MJ	1.15E+00	1.79E-01	2.61E-04	0*	9.72E-01	1.36E-04
Total use of non-renewable primary energy resources	MJ	2.75E+01	1.45E+01	1.95E-01	3.86E-02	1.26E+01	1.36E-01
Use of renewable primary energy excluding renewable primary energy used as raw material	MJ	9.97E-01	2.47E-02	2.61E-04	0*	9.72E-01	1.36E-04
Use of renewable primary energy resources used as raw material	MJ	1.55E-01	1.55E-01	0*	0*	0*	0*
Use of non renewable primary energy excluding non renewable primary energy used as raw material	MJ	2.50E+01	1.21E+01	1.95E-01	3.86E-02	1.26E+01	1.36E-01
Use of non renewable primary energy resources used as raw material	MJ	2.42E+00	2.42E+00	0*	0*	0*	0*
Use of non renewable secondary fuels	MJ	0.00E+00	0*	0*	0*	0*	0*
Use of renewable secondary fuels	MJ	0.00E+00	0*	0*	0*	0*	0*
Waste categories	Unit	Total	Manufacturing	Distribution	Installation	Use	End of Life
Hazardous waste disposed	kg	2.84E+00	2.66E+00	0*	3.33E-02	0*	1.40E-01
Non hazardous waste disposed	kg	2.82E+00	3.13E-01	4.91E-04	0*	2.51E+00	3.75E-04
Radioactive waste disposed	kg	2.12E-03	7.71E-05	3.50E-07	0*	2.04E-03	6.01E-07
Other environmental information	Unit	Total	Manufacturing	Distribution	Installation	Use	End of Life
Materials for recycling	kg	4.71E-02	5.98E-03	0*	1.45E-02	0*	2.66E-02
Components for reuse	kg	0.00E+00	0*	0*	0*	0*	0*
Materials for energy recovery	kg	2.39E-03	3.03E-04	0*	1.61E-04	0*	1.92E-03
Exported Energy	MJ	0.00E+00	0*	0*	0*	0*	0*

* represents less than 0.01% of the total life cycle of the reference flow

Life cycle assessment performed with EIME version EIME v5.5, database version 2015-04.

The manufacturing phase is the life cycle phase which has the greatest impact on the majority of environmental indicators (based on compulsory indicators).

Please note that the values given above are only valid within the context specified and cannot be used directly to draw up the environmental assessment of an installation.

<i>Registration N°</i>	SCHN-00078-V01.01-EN	<i>Drafting rules</i>	PCR-ed3-EN-2015 04 02
<i>Verifier accreditation N°</i>	VH08	<i>Supplemented by</i>	PSR-0005-ed1-EN -2012 12 11
<i>Date of issue</i>	02-2016	<i>Information and reference documents</i>	www.pep-ecopassport.org
		<i>Validity period</i>	5 years
<i>Independent verification of the declaration and data, in compliance with ISO 14025 : 2010</i>			
Internal	External X		
<i>The PCR review was conducted by a panel of experts chaired by Philippe Osset (SOLINNEN)</i>			
<i>The elements of the present PEP cannot be compared with elements from another program.</i>			
<i>Document in compliance with ISO 14025 : 2010 « Environmental labels and declarations. Type III environmental declarations »</i>			
			

Schneider Electric Industries SAS
 CATHERINE COLIN
 catherine.colin@fr.schneider-electric.com

35, rue Joseph Monier
 CS 30323
 F- 92506 Rueil Malmaison Cedex
 RCS Nanterre 954 503 439
 Capital social 896 313 776 €

www.schneider-electric.com

Published by Schneider Electric

SCHN-00078-V01.01-EN

© 2015 - Schneider Electric – All rights reserved

02-2016