



**CLIPSAL**<sup>®</sup>

**BLUE POINT**<sup>®</sup>

**PANEL MOUNTED**



**switchboard  
accessories**



**technical data**

*An essential part of every switchboard*

# PANEL MOUNTED



## switchboard accessories



*page*

## CONTENTS

- 4 Connectors
- 8 Fused Terminal Blocks
- 9 Neutral / Active / Meter Links
- 10 Heavy Duty Links
- 11 Link Bars
- 21 Clipsal Neutral-Active-Meter Links
- 27 Special Bars





## DESIGNED FOR EASY INSTALLATION

### PANEL MOUNTED



### switchboard accessories

Blue Point is a name synonymous with switchboard accessories in Australia.

Established in 1936, the company specialised in producing bakelite products before expanding into the area of switchboard accessories.

In 1947 Blue Point introduced a product that is today regarded as the generic term for all connectors, the BP1.

Purchased by Gerard Industries in 1973 to complement the Clipsal range of brass bars, connectors, terminal bars and neutral link bars, Blue Point Products is Australia's largest manufacturer of panel mounted accessories for domestic, commercial and industrial applications.





# AND TROUBLE FREE PERFORMANCE



Designed for easy installation, the Blue Point product range consists of active, neutral and earth link bars, single connectors, as well as blocks and strips, in a wide range of sizes for commercial and industrial switchboards.

Drilling and tapping are carried out using state-of-the-art computerised equipment that ensures the highest quality products.

Blue Point has an excellent reputation for specialising in jobbing work where "one-off" special bars are required.

For further information on the Blue Point range, please contact your Clipsal Representative or the Blue Point Factory.



## CONNECTORS

### BP1

Insulated Single Screw Connector.

Terminal bore: 5mm.

Terminal accommodates: 2 x 4mm<sup>2</sup> or 4 x 2.5mm<sup>2</sup> cables.

Temperature rating: 160°C maximum.



BP1

### Connector Blocks

#### BP102

Two Way Double Entry 15A Connector Block with insulation barriers and platform. Two screws per tunnel.

Dimensions: 27 x 20 x 13mm.

Terminal tunnel: 3.5mm diameter.

Tunnels accommodate up to 4mm<sup>2</sup> cables.

Single screw mounting.

Temperature rating: 190°C maximum.

Certificate of Suitability No. CS/584/N.



BP102

#### BP202

Two Way Double Entry 20A Connector Block. Two screws per tunnel.

Dimensions: 20 x 17 x 13mm.

Terminal tunnel: 3.5mm diameter.

Tunnels accommodate up to 4mm<sup>2</sup> cables.

Single screw mounting.

Temperature rating: 190°C maximum.

Certificate of Suitability No. CS/584/N.



BP202

#### BP203

Two Way Triple Entry 20A Connector Block. Two screws per tunnel.

Dimensions: 28 x 17 x 13mm.

Terminal tunnel: 3.5mm diameter.

Tunnels accommodate up to 4mm<sup>2</sup> cables.

Single screw mounting.

Temperature rating: 190°C maximum.

Certificate of Suitability No. CS/584/N.



BP203

#### BP302

Two Way Double Entry 20A, 500 volt Connector Block with insulating barriers and platform. Two screws per tunnel.

Dimensions: 30 x 25 x 16mm.

Terminal tunnel: 4mm diameter.

Tunnels accommodate up to 2 x 2.5mm<sup>2</sup> cables.

Single screw mounting.

Temperature rating: 160°C maximum.

Certificate of Suitability No. CS/584/N.



BP302

#### BP303

Two Way Triple Entry 20A, 500 volt Connector Block with insulating barriers and platform. Two screws per tunnel.

Dimensions: 30 x 33 x 16mm.

Terminal tunnel: 4mm diameter.

Tunnels accommodate up to 2 x 2.5mm<sup>2</sup> cables.

Single screw mounting.

Temperature rating: 160°C maximum.

Certificate of Suitability No. CS/584/N.



BP303

#### BP404

Two Way Four Entry 40A Connector Block with mounting lugs.

Two screws per tunnel.

Dimensions: 68 x 29 x 24mm.

Mounting centres: 58mm.

Terminal tunnel: 5mm diameter.

Tunnels accommodate up to 10mm<sup>2</sup> cables.

Two screw mounting.

Temperature rating: 190°C maximum.

Certificate of Suitability No. CS/584/N.



BP404

### BP603

Two Way Triple Entry 40A Connector Block with insulating barriers and platform.

Two screws per tunnel.  
Dimensions: 35 x 36 x 19mm.  
Terminal tunnel: 5mm diameter.  
Tunnels accommodate up to 10mm<sup>2</sup> cables.  
Single screw mounting.  
Temperature rating: 190°C maximum.  
Certificate of Suitability No. CS/584/N.



BP603

### BP604P

Two Way Four Entry 40A Connector Block with insulating barriers and platform.

Two screws per tunnel.  
Dimensions: 52 x 42 x 23mm.  
Mounting centres: 28mm.  
Terminal tunnel: 5mm diameter.  
All tunnels with pressure plates.  
All terminal screws are captive.  
Tunnels accommodate up to 10mm<sup>2</sup> cables.  
Two screw mounting.  
Temperature rating: 190°C maximum.  
Certificate of Suitability No. CS/584/N.



BP604P

### BP606P

Two Way Six Entry 40A Connector Block with insulating barriers and platform.

Two screws per tunnel.  
Dimensions: 81 x 43 x 23mm.  
Mounting centres: 28mm.  
Terminal tunnel: 5mm diameter.  
All tunnels with pressure plates.  
All terminal screws are captive.  
Tunnels accommodate up to 10mm<sup>2</sup> cables.  
Three screw mounting.  
Temperature rating: 190°C maximum.  
Certificate of Suitability No. CS/584/N.



BP606P

### BP703P

Two Way Triple Entry 40A Connector Block with insulating barriers and platform.

Two screws per tunnel.  
Dimensions: 43 x 42 x 23mm.  
Mounting centres: 15mm.  
Terminal tunnel: 5mm diameter.  
All tunnels with pressure plates.  
All terminal screws are captive.  
Tunnels accommodate up to 10mm<sup>2</sup> cables.  
Two screw mounting.  
Temperature rating: 190°C maximum.  
Certificate of Suitability No. CS/584/N.



BP703P

### BP502

Natural Nylon Two Way Double Entry 20A Connector Block with insulating barriers and platform, with snap-in mounting spigot.

Spigot fits 4.65mm square hole, in 0.5 to 0.9mm thick metal.  
Two screws per tunnel.  
Dimensions: 31 x 17 x 17mm.  
Terminal tunnel: 4mm diameter.  
Tunnels accommodate up to 6mm<sup>2</sup> cables.  
Temperature rating: continuous extreme maximum 120°C.  
Certificate of Suitability No. CS/584/N.



BP502

### BP503

Natural Nylon Two Way Triple Entry 20A Connector Block, with insulating barriers and platform, with snapping mounting spigot.

Dimensions: 31 x 25 x 17mm.  
All other details same as BP502.  
Certificate of Suitability No. CS/584/N.



BP503

### BP503PP

Natural Nylon Two Way Triple Entry 20A Connector Block with pressure plates.

All other details same as BP503.



## Porcelain Connector Blocks

### BPC112

Two Way Double Entry 15A Porcelain Connector Block.  
Dimensions: 24 x 21 x 16mm.  
Terminal tunnel: 3.5mm diameter.  
Tunnels accommodate up to 4mm<sup>2</sup> cables.  
Single screw mounting.



### BPC113

Two Way Triple Entry 15A Porcelain Connector Block.  
Dimensions: 35 x 21 x 16mm.  
Terminal tunnel: 3.5mm diameter.  
Tunnels accommodate up to 4mm<sup>2</sup> cables.  
Two screw mounting at 12.5mm centres.



### BPC212

Two Way Double Entry 20A Porcelain Connector Block.  
Dimensions: 25 x 22 x 21mm.  
Terminal tunnel: 4.3mm diameter.  
Tunnels accommodate up to 6mm<sup>2</sup> cables.  
Single screw mounting.

### BPC213

Two Way Triple Entry 20A Porcelain Connector Block.  
Dimensions: 38 x 23 x 20mm.  
Terminal tunnel: 4.3mm diameter.  
Tunnels accommodate up to 6mm<sup>2</sup> cables.  
Two screw mounting at 14mm centres.



### BPC312

Two Way Double Entry 40A Porcelain Connector Block.  
Dimensions: 35 x 30 x 22mm.  
Terminal tunnel: 5.8mm diameter.  
Tunnels accommodate up to 10mm<sup>2</sup> cables.  
Single screw mounting.



### BPC313

Two Way Triple Entry 40A Porcelain Connector Block.  
Dimensions: 51 x 30 x 22mm.  
Terminal tunnel: 5.8mm diameter.  
Tunnels accommodate up to 10mm<sup>2</sup> cables.  
Two screw mounting at 18mm centres.



## Connector Strips

### BP2

Twelve Terminal Two Way 20A Connector Strip.  
Dimensions: 122 x 17 x 16mm.  
Two screws per tunnel.  
Terminal tunnel: 3.5mm diameter.  
Tunnels accommodate up to 4mm<sup>2</sup> cables.  
Terminals may be cut into single units.  
Temperature rating: 190°C maximum.



### BP3

Twelve Terminal Two Way 20A Connector Strip.  
Dimensions: 139 x 17 x 16mm.  
Two screws per tunnel.  
Terminal tunnel: 3.5mm diameter.  
Tunnels accommodate up to 4mm<sup>2</sup> cables.  
Mounting holes provided in each terminal pair.  
Mounting hole centres: 23mm.  
Terminals may be cut into paired units.  
Temperature rating: 190°C maximum.



**BP6**

Six Terminal Heavy Duty Two Way 110A Connector Strip.

Dimensions: 110 x 40 x 25mm.

Two screws per tunnel.

Terminal tunnel: 7mm diameter.

Tunnels accommodate up to 25mm<sup>2</sup> cables.

5 mounting holes at 15mm centres.

Terminals may be cut into single units.

Temperature rating: 190°C maximum.



BP6

**BP7PP**

Twelve Terminal Two Way 20A Connector Strip with insulating platform and pressure plates in all tunnels.



BP7PP

**BP7**

Twelve Terminal Two Way 20A Connector Strip with insulating platform.

Dimensions: 136 x 25 x 17mm.

Two screws per tunnel.

Terminals accommodate up to 4mm<sup>2</sup> cables.

11 mounting holes at 10.6mm centres.

Terminals may be cut into single units.

Temperature rating: 190°C maximum.

The following Connector Strips are twelve terminal, two screws per tunnel, two way configuration, suitable to be cut down into single units.

Catalogue Number	Current Rating Amp.	Max. Temp. Rating	Length (mm)	Width (mm)	Height (mm)	Tunnel Diameter (mm)	Maximum Cable Accommodated	Heat Resisting Material	Certificate of Suitability
BP526P	5	120°C	97	16	13	3	4mm <sup>2</sup>	Nylon	CS/840/N
BP558	6	100°C	112	16	14	3	4mm <sup>2</sup>	F/R Polyethylene	CS/840/N
BP558P	6	120°C	112	16	14	3	4mm <sup>2</sup>	Nylon	CS/840/N
BP539	10	100°C	129	20	16	3	4mm <sup>2</sup>	F/R Polyethylene	CS/840/N
BP539P	30	120°C	117	20	16	3	4mm <sup>2</sup>	Nylon	CS/840/N
BP540	10	190°C	118	20	16	3	4mm <sup>2</sup>	Phenolic	CS/840/N
BP542	30	190°C	178	29	22	6	16mm <sup>2</sup>	Phenolic	CS/840/N
BP543	15	100°C	133	23	19	4	6mm <sup>2</sup>	F/R Polyethylene	CS/840/N
BP543P	15	120°C	137	23	19	4	6mm <sup>2</sup>	Nylon	CS/840/N
BP535	30	100°C	175	28	21	4	16mm <sup>2</sup>	F/R Polyethylene	CS/840/N
BP535P	30	120°C	180	28	21	6	16mm <sup>2</sup>	Nylon	CS/840/N
BP5001	60	100°C	206	37	29	7	16mm <sup>2</sup>	F/R Polyethylene	CS/840/N



## FUSED TERMINAL BLOCKS

This range of products is designed mainly for use in commercial light fittings.

Each unit carries its own 2, 3, 5 or 10 ampere fuse.

By wiring one to each lighting unit in a large installation, main circuit breakers are not thrown if a fault occurs in one fitting.

Instead only the faulty unit blacks out and may be located quickly for repair.

Spare fuse illustrated (BPF5) not supplied as standard.

Use recommended Blue Point fuse only.

### BP504F2

250V Three Terminal Block with 2 amp. cartridge fuse.

### BP504F3

As above with 3 amp. cartridge fuse.

### BP504F5

As above with 5 amp. cartridge fuse.



### BP504F10

As BP504F2 with 10 amp. cartridge fuse. Colour: White.

Dimensions: 43 x 33 x 18mm.

Terminal tunnel: 4mm diameter.

Tunnels accommodate up to 6mm<sup>2</sup> cables.

Single screw mounting.

Temperature rating: 120°C maximum.

### BP504FS2

250V Three Terminal Block with 2 amp. cartridge fuse, and spigot in base to prevent unit from rotating, while fixing in position or wiring.

### BP504FS3

As above with 3 amp. cartridge fuse.



### BP504FS5

As above with 5 amp. cartridge fuse.

### BP504FS10

As BP504FS2 with 10 amp. cartridge fuse.

Dimensions, cable detail, and temperature rating same as No. BP504F Series.

## Replacement Fuses

### BPF2

2 amp. cartridge fuse. Complies with BS1362, ASTA certified.

### BPF3

3 amp. cartridge fuse.

### BPF5

5 amp. cartridge fuse.

### BPF10

10 amp. cartridge fuse.

Dimensions: 25mm long x 6mm diameter.



## NEUTRAL / ACTIVE / METER LINKS

### BPT1

500V 90A 4 Hole Link. Two screws per tunnel. Black base and cover.

Dimensions: 52 x 40 x 39mm.  
Terminal tunnels: 5.5mm diameter.  
Tunnels accommodate up to 16mm<sup>2</sup> cables.  
Base mounting centres: 22mm.  
Available in red to special order.  
Temperature rating: 190°C maximum.

### BPT1LC

As above less cover.

Overall height: 20mm.  
Standard colour: Black.  
Available in red to special order.

### BPT2

500V 140A 4 Hole Link, Electro Tin Plate. Two screws per tunnel. Black base and cover.

Dimensions: 58 x 40 x 40mm.  
3 terminal tunnels: 7.6mm accommodate up to 25mm<sup>2</sup> cables.  
1 terminal tunnel: 8.3mm accommodates up to 35mm<sup>2</sup> cables.  
Base mounting centres: 21mm.  
Available in red to special order.  
Temperature rating 190°C maximum.



### BPT2LC

As above less cover.

Overall height: 22mm.  
Standard colour: Black.  
Available in red to special order.

### BPT6

500V 140A 6 Hole Link. Two screws per tunnel. Black base and cover.

Dimensions: 58 x 40 x 40mm.  
6 terminal tunnels: 7.6mm accommodate up to 25mm<sup>2</sup> cables.  
Base mounting centres: 21mm.  
Available in red to special order.  
Temperature rating: 190°C maximum.



### BPLS20

500V 80A 20 Hole Link. Two screws per tunnel.

Dimensions: 90 x 75 x 46mm.  
Terminal tunnels: 5.5mm diameter.  
Tunnels accommodate up to 16mm<sup>2</sup> cables.  
Base mounting centres: 64mm.  
Standard colour: Black.  
Temperature rating: 190°C maximum.



### BPL20LC

As above less cover.

Overall height: 29mm.  
Standard colour: Black.

### BPL9LC

As above less cover.

Overall height: 16mm.  
Standard colour: Black.

### BPL9

250V 62A 9 Hole Round Link.  
2 tunnels with two screws per tunnel.  
7 tunnels with one screw per tunnel.  
Black base and cover.

Dimensions: 50mm diameter.  
36mm high.  
Terminal tunnels: 4.8mm diameter.  
Tunnels accommodate up to 10mm<sup>2</sup> cables.  
Temperature rating: 190°C maximum.



## HEAVY DUTY LINKS

### BP165/7

500V 165A 7 Hole Link.



BP165/7

### BP165/7ETP

500V 165A 7 Hole Link with tin-plate link and screws. Two screws per tunnel. Black unbreakable, transparent polycarbonate base and cover.

Dimensions: 100 x 43 x 40mm.  
Terminal bar: 16 x 16 x 76mm.  
2 tunnels: 9.5mm diameter accommodate 50mm<sup>2</sup> cables.  
1 tunnel: 8.0mm diameter accommodates 35mm<sup>2</sup> cable.  
2 tunnels: 7.1mm diameter accommodate 25mm<sup>2</sup> cables.  
2 tunnels: 5.5mm diameter accommodate 16mm<sup>2</sup> cables.  
Mounting centres: 71 x 29mm.  
Available in red.

### BP165/7BW

500V 165A 7 Hole Back Wiring Link.

2 terminal tunnels: 9.5mm diameter accommodate 50mm<sup>2</sup> cable, have single screw connection.  
5 remaining terminals have 2 screws per tunnel. See BP165/7 above.  
Temperature rating: 120°C maximum.

### BP165/13

500V 165A 13 Hole Link. Two screws per tunnel. Black unbreakable, transparent polycarbonate base and cover.

Dimensions: 120 x 47 x 52mm.  
Terminal Bar: 19 x 16 x 95.3mm.  
2 tunnels: 9.5mm diameter accommodate 50mm<sup>2</sup> cable.  
5 tunnels: 6.4mm diameter accommodate 16mm<sup>2</sup> cable.  
6 tunnels: 4.8mm diameter accommodate 10mm<sup>2</sup> cable.  
Mounting centres: 90 x 34mm.  
Available in red.  
Temperature rating: 125°C maximum.



BP165/13

### BP165/13ETP

Same as BP165/13 with electro tin-plate link and screws.

### BP350/7

500V 7 Hole Link. Incoming cables clamped with single grub screw. Supplied with Allen key. Two screws per take off tunnel. Black base and cover.

Dimensions: 120 x 47 x 52mm.  
Terminal bar: 25.4 x 19 x 95.3mm.  
2 tunnels: 15.0mm diameter accommodate 120mm<sup>2</sup> cables.  
2 tunnels: 9.5mm diameter accommodate 50mm<sup>2</sup> cables.  
2 tunnels: 8.0mm diameter accommodate 35mm<sup>2</sup> cables.  
1 tunnel: 5.5mm diameter accommodates 16mm<sup>2</sup> cables.  
Mounting centres: 90 x 34mm.  
Available in red.  
Temperature rating 125°C maximum.



BP350/7

### BP350/7ETP

Same as BP350/7 with electro tin-plate link and screws.

### BP350/13

500V 13 Hole Link. Incoming cables clamped with single grub screw. Supplied with Allen key. Two screws per take off tunnel. Black unbreakable, transparent polycarbonate base and cover.  
Dimensions: 120 x 47 x 52mm.  
Terminal bar: 25.4 x 19 x 95.3mm.  
2 tunnels: 15.0mm diameter accommodate 120mm<sup>2</sup> cables.  
1 tunnel: 8.0mm diameter accommodates 35mm<sup>2</sup> cable.  
8 tunnels: 5.5mm diameter accommodate 16mm<sup>2</sup> cable.  
2 tunnels: 4.8mm diameter accommodate 10mm<sup>2</sup>.  
Mounting centres: 90 x 34mm.  
Available in red.  
Temperature rating: 125°C maximum.



BP350/13

### BP350/13ETP

Same as BP350/13 with electro tin-plate link and screws.



## LINK BARS

### BP90A Series 90A Link Bars.

Bar Section: 13 x 9.5mm.

Bars have two 5.5mm diameter tunnels with two screws, for up to 16mm<sup>2</sup> cables.

One 5.2mm diameter tunnel with two screws for M.E.N.

All other tunnels 5.2mm diameter with one screw to accommodate up to 16mm<sup>2</sup> cables.

Single screw tunnels are numbered.



BP90A12

### BP165A Series 165A Link Bars

Bar Section: 19 x 9.5mm.

Bars have two 3/8" hexagon head bolts, for up to 165 amp. cable lugs.

One 5.8mm diameter tunnel with two screws for M.E.N.

All other tunnels 5.8mm diameter with one screw to accommodate up to 16mm<sup>2</sup> cables.

Single screw tunnels are numbered.

Available electro tin-plated.



BP165A12

### BP165B Series 165A Link Bars

Bar Section: 19 x 9.5mm.

Bars have one 3/8" hexagon head bolt for up to 165 amp cable lug.

One tunnel 5.8mm diameter, with two screws for M.E.N.

All other tunnels 5.8mm diameter with one screw to accommodate up to 16mm<sup>2</sup> cables.

Single screw tunnels are numbered.

Available electro tin-plated.

Un-numbered bars available on request.



BP165B12

Catalogue Number	Single Screw Tunnels	Overall Length (mm)
BP90A6	6	72
BP90A12	12	110
BP90A18	18	148
BP90A24	24	186
BP90A30	30	224
BP90A36	36	262

Catalogue Number	Single Screw Tunnels	Overall Length (mm)
BP165A12	12	145
BP165A18	18	188
BP165A24	24	230
BP165A30	30	273
BP165A36	36	315
BP165A42	42	358
BP165A48	48	401
BP165A54	54	443
BP165A60	60	486
BP165A72	72	571
BP165A80	80	628
BP165A84	84	656

Catalogue Number	Single Screw Tunnels	Overall Length (mm)
BP165B12	12	123
BP165B18	18	165
BP165B24	24	208
BP165B30	30	250
BP165B36	36	293
BP165B42	42	336
BP165B48	48	378
BP165B54	54	421
BP165B60	60	463
BP165B72	72	549
BP165B80	80	605
BP165B84	84	633

### BP165C Series 165A Link Bars

Bar Section: 19 x 9.5mm.

Bars have one 3/8" hexagon head bolt for up to 165 amp cable lug.

All tunnels 5.8mm diameter with two screws to accommodate up to 16mm<sup>2</sup> cables.

Tunnels are numbered.

Available electro tin-plated.



BP165C12

### BP165D Series 165A Link Bars

Bar Section: 19 x 9.5mm.

Bars have two 3/8" hexagon head bolts, for up to 165 amp. cable lugs.

All tunnels 5.8mm diameter with two screws accommodating up to 16mm<sup>2</sup> cables.

Tunnels all numbered.

Electro bars available on request.



BP165D18

Catalogue Number	Double Screw Tunnels	Overall Length (mm)
BP165C6	6	95
BP165C12	12	116
BP165C18	18	158
BP165C24	24	201
BP165C30	30	243
BP165C36	36	286
BP165C42	42	329
BP165C48	48	371
BP165C54	54	414
BP165C60	60	456
BP165C72	72	542
BP165C80	80	598
BP165C84	84	627

Catalogue Number	Double Screw Tunnels	Overall Length (mm)
BP165D6	6	95
BP165D12	12	138
BP165D18	18	180
BP165D24	24	223
BP165D30	30	266
BP165D36	36	308
BP165D42	42	351
BP165D48	48	393
BP165D54	54	436
BP165D60	60	478
BP165D72	72	564
BP165D80	80	621
BP165D84	84	650

Un-numbered bars on request.

### BP165D18 Series 165A Link

#### Bars

Bar Section: 19 x 9.5mm.

Bars have two 3/8" hexagon head bolts, for up to 165 amp cable lugs.

All tunnels 5.8mm diameter with two screws, accommodate up to 16mm<sup>2</sup> cables.

Tunnels all numbered.

Available on request.

### Alternative Connections for

#### Link

Most Link Bars in the BP165A, BP165B, BP165C, BP165D and BPN Series are available with various types of connections if required.

### Stud Connection

8mm and 9.5mm Threaded Studs soldered in bars with hexagonal lock nuts.

### Line Taps

Blue Point No. BP22, BP24, BP25, BP26 and BP28 Line Taps may also be incorporated if required.

**BPM90 Series 90A Link Bars**

Bar section: 13 x 13mm.

All tunnels 5.6mm diameter with two screws accommodating up to 16mm<sup>2</sup> cables.

Tunnels not numbered.

Available electro tin-plated.



**BPM165 Series 165A Link Bars**

Bar section: 16 x 16mm.

One 9.5mm tunnel with two screws for up to 50mm<sup>2</sup> cable.

One 8mm tunnel with two screws for up to 25mm<sup>2</sup> cable.

All other tunnels 5.5mm with two screws to accommodate up to 16mm<sup>2</sup> cables.

All tunnels are numbered.



**BPNT350 Series Link Bars**

Bar section 25 x 19mm.

One 15mm tunnel with one socket grub screw for up to 120mm<sup>2</sup> cable.

Supplied with Allen key.

One two screw tunnel to accommodate up to 50mm<sup>2</sup> cable.

One two screw tunnel to accommodate up to 25mm<sup>2</sup> cable.

All other tunnels with two screws to accommodate up to 16mm<sup>2</sup> cables.

All tunnels are numbered.



**BPN350 Series Link Bars**

Bar section: 25 x 13mm.

One 1/2" hexagon head stud for 320A cable lug. One 3/8" hexagon head stud for 165A cable lug.

One two screw tunnel to accommodate 25mm<sup>2</sup> cable.

All other tunnels with two screws to accommodate up to 16mm<sup>2</sup> cable.

Tunnels are all numbered.



Catalogue Number	Double Screw Tunnels	Overall Length (mm)
BPM90/6	6	69
BPM90/12	12	126
BPM90/18	18	183
BPM90/24	24	240
BPM90/30	30	298
BPM90/36	36	354

Catalogue Number	Double Screw Tunnels	Overall Length (mm)
BPM165/6	6	94
BPM165/12	12	136
BPM165/18	18	178
BPM165/24	24	220
BPM165/30	30	262
BPM165/36	36	304

Catalogue Number	Double Screw Tunnels	Overall Length (mm)
BPNT350/6	6	105
BPNT350/12	12	147
BPNT350/18	18	189
BPNT350/24	24	231
BPNT350/30	30	273
BPNT350/36	36	315
BPNT350/50	50	413
BPNT350/60	60	483

Catalogue Number	Double Screw Tunnels	Overall Length (mm)
BPN350/6	6	126
BPN350/12	12	168
BPN350/18	18	210
BPN350/24	24	252
BPN350/30	30	294
BPN350/36	36	336
BPN350/42	42	381
BPN350/50	50	437



## MEN Bare Links (Victoria Type) Light Duty

### BPLD Series Bare Link Bars

Bar section 10.5 x 10.5mm.

Two 3/16" screws with washers for incoming cables.

All 4mm diameter tunnels with single screw to accommodate up to 6mm<sup>2</sup> cables.

All tunnels are numbered.

Mounting holes 4mm diameter and countersunk.



BPLD6

## MEN Bare Links (Victoria Type) Medium Duty

### BPMD Series Bare Link Bars

Bar section 13 x 10mm.

One 1/4" screw with washer and one No.BP22 Line Tap provided for incoming cables.

All 4mm diameter tunnels with single screw for up to 6mm<sup>2</sup> cables.

All tunnels are numbered.

Mounting holes 4mm diameter and countersunk.



BPMD6

Catalogue Number	Single Screw Tunnels	Overall Length (mm)
BPLD2	2	61
BPLD3	3	68
BPLD4	4	75
BPLD5	5	82
BPLD6	6	89
BPLD7	7	96
BPLD8	8	104
BPLD9	9	110
BPLD10	10	118
BPLD11	11	125
BPLD12	12	132
BPLD13	13	139
BPLD14	14	146
BPLD15	15	154
BPLD16	16	161
BPLD18	18	175
BPLD20	20	189
BPLD22	22	203
BPLD24	24	217
BPLD30	30	259
BPLD36	36	303

Catalogue Number	Single Screw Tunnels	Overall Length (mm)
BPMD3	3	80
BPMD4	4	86
BPMD5	5	92
BPMD6	6	98
BPMD7	7	106
BPMD8	8	113
BPMD9	9	120
BPMD10	10	127
BPMD12	12	142
BPMD14	14	156
BPMD15	15	163
BPMD18	18	184
BPMD20	20	208
BPMD24	24	227
BPMD25	25	234
BPMD26	26	241
BPMD30	30	271
BPMD36	36	312

## MEN Bare Links (Victoria Type) Heavy Duty

### BPHD Series Bare Link Bars

Bar section 19 x 10mm.

One 5/16" screw with washer and one No. BP24 Line Tap provided for incoming cables.

All 4.4mm diameter tunnels with single screw for up to 10mm<sup>2</sup> cables.

All tunnels are numbered.

Mounting holes are 5.2mm diameter and countersunk.



Catalogue Number	Single Screw Tunnels	Overall Length (mm)
BPHD5	10	120
BPHD6	12	130
BPHD7	14	140
BPHD8	16	150
BPHD9	18	159
BPHD10	20	168
BPHD12	24	188
BPHD15	30	218
BPHD16	32	228
BPHD18	36	244
BPHD20	40	263
BPHD24	48	300
BPHD25	50	310
BPHD30	60	360
BPHD33	66	390
BPHD36	72	417

## Medium Duty Neutral Bars With 2 x BP22 Line Taps Front Wiring

### BPMD2/10 Series

Complete with 2 x BP22 Line Taps.  
13 x 9.5mm brass.


All bars have 1-1/4 Whitworth screw with flat brass washer and 2 number BPMD2 Line Taps provided for incoming cables (16mm<sup>2</sup>).

All 4mm diameter tunnels with single screw per tunnel for up to 6mm<sup>2</sup> cable.

All tunnels are numbered.

Two 4mm diameter countersunk recessed fixing holes.

Back wired neutral bar.



BPMD2/10

## Bare Links with Mounting Blocks

### BPQL Series

90A Link Bars with moulded mounting blocks. (BP165FD)

Bar section 13 x 13mm.

Temperature rating: 190°C maximum.

Two 1/4" hexagon head studs for 90 ampere cable lugs.

All 5.5 diameter tunnels with single screw to accommodate up to 16mm<sup>2</sup> cables.

All tunnels are numbered.



BPQL12

Catalogue Number	Single Screw Tunnels	Overall Length (mm)
BPMD2/3	3	105
BPMD2/4	4	111
BPMD2/5	5	121
BPMD2/7	7	135
BPMD2/9	9	150
BPMD2/10	10	157
BPMD2/12	12	174
BPMD2/15	15	195
BPMD2/18	18	219
BPMD2/20	20	235
BPMD2/24	24	268
BPMD2/25	25	275
BPMD2/30	30	313
BPMD2/36	36	357

Catalogue Number	Single Screw Tunnels	Overall Length (mm)
BPQL12	12	143
BPQL18	18	182
BPQL24	24	219
BPQL30	30	257
BPQL36	36	295
BPQL48	48	363
BPQL50	50	383
BPQL60	60	447

## Line Taps

Line Taps can be drilled, tapped and fitted with screws on request.

### BP22

Line Tap for 16mm<sup>2</sup> cables.

Overall length 30mm.



BP22

### BP22ETP

As above but electro tin-plated.

### BP24

Line Tap for 35mm<sup>2</sup> cables.

Overall length 35mm.

### BP24ETP

As above but electro tin-plated.

### BP25

Line Tap for 50mm<sup>2</sup> cables.

Overall length 44mm.

### BP25ETP

As above but electro tin-plated.

### BP26

Line Tap for 95mm<sup>2</sup> cables.

Overall length 50mm.

### BP26ETP

As above but electro tin-plated.

### BP28

Line Tap for 185mm<sup>2</sup> cables.

Overall length 67mm.

### BP28ETP

As above but electro tin-plated.



## Moulded Mounting Blocks for Bare Links

### BP165F

Moulded Mounting Block for mounting bare links to switchboard panels.

Space bars 12.7mm from panels.

Sold singularly with two 16mm x 5/32" Whitworth screws to fit the pre-tapped holes in the rear of the Link Bars.

Overall dimensions 45 x 18 x 16mm.

Temperature rating: 190°C maximum.



BP165F

### BP165FD

Moulded Mounting Block for mounting bare links to switchboard panels.

Space bars 21mm from panels.

Sold singularly with two 16mm x 5/32" Whitworth screws to fit the pre-tapped hole in the rear of the Link Bar.

Overall dimensions 45 x 18 x 24mm.

## 2BPAC Series 165 Ampere Front Wiring with 2 Studs for Cable Lugs

### Compact Type

#### 2BPAC Series

19 x 9.5mm brass.

All bars have two 3/8" Whitworth hexagonal head studs with spring washer for up to 165 ampere cable lugs.

All side tunnels 5.9mm diameter with one screw per tunnel to accommodate up to 16mm<sup>2</sup> cable.

All tunnels are numbered.

Two 5/32" Whitworth tapped fixing holes suitable for BP165FD Insulating Feet.

Front Wired Neutral Bar.



2BPA12C

Catalogue Number	Single Screw Tunnels	Overall Length (mm)
2BPA12C	12	94
2BPA18C	18	115
2BPA24C	24	136
2BPA30C	30	158
2BPA36C	36	179
2BPA42C	42	200
2BPA48C	48	221
2BPA60C	60	265
2BPA72C	72	308
2BPA84C	84	352

## Block Hinge Sets

### BPBHS

Brass chrome plated. For electrical cabinets.

1 hinge set = 2 hinge pairs.

Tapped holes 1/4" Whitworth at 27mm centres.



BPBHS

## BPAH Series - 220 Ampere, Front Wiring Neutral Bars with 2 Studs for Cable Lugs

### BPAH Series

220 Amp. Neutral Bars, front wiring with 2 - 3/8" Whitworth hexagon head studs for cable lugs and tunnels with single screw, for up to 10mm<sup>2</sup> cables.

All tunnels are numbered.

2 mounting holes 5/32" Whitworth

Brass section: 19 x 13mm.



## BPAHE Series - 220 Ampere Front Wiring, Earth Bars with 2 Studs for Cable Lugs

### BPAHE Series

220 Amp. Earth Bars, front wiring 3/8" Whitworth hexagon head studs for cable lugs and tunnels with two screws, for up to 10mm<sup>2</sup> cable.

Tunnels are not numbered.

2 mounting holes 4mm diameter, countersunk.

Brass section: 19 x 13mm.



Catalogue Number	Single Screw Tunnels	Overall Length (mm)
BPAH6	6	110
BPAH12	12	145
BPAH18	18	183
BPAH24	24	221
BPAH30	30	259
BPAH36	36	297
BPAH42	42	335
BPAH48	48	374
BPAH60	60	449
BPAH80	80	580

Bars are available with extra studs.

Catalogue Number	Double Screw Tunnels	Overall Length (mm)
BPAHE6	6	110
BPAHE12	12	145
BPAHE18	18	183
BPAHE24	24	221
BPAHE30	30	259
BPAHE36	36	297
BPAHE42	42	335
BPAHE48	48	374
BPAHE54	54	412
BPAHE60	60	449
BPAHE80	80	580

Bars are available with extra studs.

### BPML Series Mini Link Bars 55 Ampere Front Wiring

#### BPML Series

13 x 9.5mm brass. 55 amp.  
All 5mm side tunnel holes.  
Two screws per tunnel. 1 - 4mm clear fixing hole.  
Bar able to accommodate up to 10mm<sup>2</sup> cable.  
Bar not numbered.  
Front Wired Bar.



BPML4

### BPE Series Medium Duty Earth Bars, 90 Ampere Front Wiring

#### BPE Series

90 Amp. Earth Bar. 13 x 13mm brass.  
Two front tunnels 7mm diameter to take 16mm<sup>2</sup> cable.  
Two screws per tunnel.  
Bar not numbered.  
Following tunnels 5mm diameter to take up to 10mm<sup>2</sup> cable, two screws per tunnel, two tapped 3/16" Whitworth fixing holes at side of bar.  
Front Wired Earth Bar.



BPE6

### BPMDFW Series Medium Duty Neutral Bars 90 Ampere Front Wiring

#### BPMDFW6 Series

90 Amp. Neutral Bar. 13 x 13 brass.  
Three front tunnels 7mm to take up to 25mm<sup>2</sup> cable, two screws per tunnel marked EN1 following tunnels 5mm diameter to take up to 10mm<sup>2</sup> cable, one screw per tunnel marked with following numbers.  
Two M6x1 tapped fixing holes at side of bar.  
Front Wired Neutral Bar.



BPMDFW6

### BPFW Series Light Duty Bars. Front Wiring. Two Front Tunnels 6 mm with 2 Screws

#### BPFW Series

13 x 9.5mm brass.  
Two front tunnels 6mm diameter to take 16mm<sup>2</sup> cable.  
Two screws per tunnel.  
Numbered tunnels 4.3mm diameter to take 10mm<sup>2</sup> cable.  
One screw per tunnel. Two 3/16" Whitworth tapped fixing holes.  
Fixing hole centres 66mm apart to all BPFW sizes.



BPFW10

Catalogue Number	Single Screw Tunnels	Overall Length (mm)
BPMDFW6	6	80
BPMDFW9	9	100
BPMDFW12	12	127
BPMDFW15	15	142
BPMDFW18	18	163
BPMDFW21	21	185

Catalogue Number	Single Screw Tunnels	Overall Length (mm)
BPFW6	6	90
BPFW8	8	90
BPFW9	9	95
BPFW10	10	103
BPFW12	12	116
BPFW15	15	135
BPFW18	18	154
BPFW21	21	173

Catalogue Number	Double Screw Tunnels	Overall Length (mm)
BPML4	4	38
BPML5	5	44
BPML6	6	52

Catalogue Number	Double Screw Tunnels	Overall Length (mm)
BPE6	6	80
BPE12	12	118

## BPP Series Light Duty Bars, Front Wiring with 2 Studs for Cable Lugs

### BPP Series

16 x 9.5mm brass.

All bars have two 5/6" Whitworth hexagon head bolts.

All side tunnels 5mm diameter with one screw per tunnel to accommodate up to 10mm<sup>2</sup> cables.

All tunnels are numbered.

Two 5mm clear countersunk fixing holes.

Front Wired Bar.



BPP12

## BPN Series Medium Duty Front Wiring Neutral Bars

### BPN Series

13 x 13mm brass.

Three front tunnels 7mm diameter to take up to 16mm<sup>2</sup> cable.

Two screws per tunnel, marked ENI following tunnels 5mm diameter 10mm<sup>2</sup> cable, one screw per tunnel numbered.

Two clear 5mm fixing holes from top.

Front Wired Neutral Bar.



BPN8

Catalogue Number	Single Screw Tunnels	Overall Length (mm)
<b>BPP12</b>	12	100
<b>BPP18</b>	18	124
<b>BPP24</b>	24	148
<b>BPP30</b>	30	173
<b>BPP36</b>	36	195
<b>BPP42</b>	42	221
<b>BPP48</b>	48	243
<b>BPP60</b>	60	292
<b>BPP72</b>	72	338
<b>BPP84</b>	84	389

Catalogue Number	Single Screw Tunnels	Overall Length (mm)
<b>BPN8</b>	8	93
<b>BPN12</b>	12	121
<b>BPN16</b>	16	149
<b>BPN24</b>	24	205

## CLIPSAL NEUTRAL / ACTIVE / METER LINKS

Clipsal Links are produced from Impact Resistant materials to prevent cracking in transit or during installation.

The transparent covers enable you to check wiring and locate the sealing screw at a glance. The sealing screw (nylon with brass insert) resists stripping. Voltage and amperage ratings are clearly marked on both the cover and brass bar.

All links are available with black or red covers and bases for neutral, active or meter applications as required by local authorities.

### T-Type - 500 Volt 140 Ampere

#### L4T35

500V 140A 4 Hole Neutral Link with two screws per tunnel. Black base and cover.

#### L4T35R

500V 140A 4 Hole Active Link. Red base and cover.

Dimensions: 65 x 46 x 43mm.

Mounting centres: 28mm. 1 tunnel 8.7mm diameter accommodate 1 x 25mm<sup>2</sup> cable.

3 tunnels 7.7mm diameter accommodate 1 x 25mm<sup>2</sup> cable.

Certificate of Suitability No. CS2252N.



### Mini Links with Cover

#### 500V 100A

2 screws per tunnel.

#### L5

500V 100A 5 Hole Neutral Link with two screws per tunnel. Black base and cover.

#### L5R

500V 100A 5 Hole Active Link. Red base and cover.

Dimensions: 65 x 46 x 43mm.

Mounting centres: 46mm.

3 tunnels, 6.3mm diameter accommodate 1 x 16mm<sup>2</sup> cable.

2 tunnels, 5.8mm diameter accommodate 1 x 16mm<sup>2</sup> cable.

#### L5BW

500V 110A 5 Hole Back Wiring Neutral Link with two screws per tunnel. Black base and cover.

#### L5BWR

500V 110A 5 Hole Back Wiring Active Link. Red base and cover.

Dimensions: 65 x 46 x 43mm.

Mounting centres: 46mm.

5 tunnels, 7mm diameter accommodate 1 x 25mm<sup>2</sup> cable.

Transparent black cover, with cut outs.

#### L6

500V 100A 6 Hole Neutral Link with two screws per tunnel. Black base and cover.

#### L6R

500V 100A 6 Hole Active Link. Red base and cover.

Dimensions: 65 x 46 x 43mm.

Mounting centres: 46mm.

3 tunnels, 6.3mm diameter accommodate 1 x 16mm<sup>2</sup> cable.

3 tunnels, 5.8mm diameter accommodate 1 x 16mm<sup>2</sup> cable.

#### L6/25

500V 110A 6 Hole Neutral Link with 2 screws per tunnel. Black base and cover.

#### L6/25R

500V 110A 6 Hole Active Link. Red base and cover.

Dimensions: 65 x 46 x 43mm.

Mounting centres: 46mm.

2 tunnels, 7.5mm diameter accommodate 2 x 25mm<sup>2</sup> cable.

1 tunnel, 5.5mm diameter accommodates 1 x 16mm<sup>2</sup> cable.

3 tunnels, 4.7mm diameter accommodate 3 x 10mm<sup>2</sup> cable.

Transparent black cover with cut-outs.

#### L7

500V 100A 7 Hole Neutral Link with two screws per tunnel. Black base and cover.





**L7R**

500V 100A 7 Hole Active Link.  
Red base and cover.

Dimensions: 65 x 46 x 43mm.  
Mounting centres: 46mm.  
3 tunnels, 6.3mm diameter  
accommodate 1 x 16mm<sup>2</sup> cable.  
4 tunnels, 5.8mm diameter  
accommodate 1 x 16mm<sup>2</sup> cable.

**L7BW**

500V 100A 7 Hole Back Wiring  
Neutral Link with two screws per  
tunnel. Black base and cover.

**L7BWR**

500V 100A 7 Hole Active Link.  
Red base and cover.

Dimensions: 65 x 46 x 43mm.  
Mounting centres: 46mm.  
2 tunnels, 6.3mm diameter  
accommodate 1 x 16mm<sup>2</sup> cables.  
5 tunnels, 5.8mm diameter  
accommodate 1 x 16mm<sup>2</sup> cables.  
Transparent black cover, with cut-outs.

**L8**

500V 100A 8 Hole Neutral Link with  
two screws per tunnel.  
Black base and cover.

Dimensions: 86 x 57 x 40mm.  
Mounting centres: 59 x 67mm.  
3 tunnels, 6.3mm diameter  
accommodate 1 x 16mm<sup>2</sup> cable.  
5 tunnels, 5.8mm diameter  
accommodate 1 x 16mm<sup>2</sup> cable.  
Transparent black cover with cut-outs.

**L10**

500V 100A 10 Hole Neutral Link with  
two screws per tunnel.

3 tunnels, 6.3mm diameter  
accommodate 1 x 16mm<sup>2</sup> cable.  
7 tunnels, 5.8mm diameter  
accommodate 1 x 16mm<sup>2</sup> cable.  
Dimensions: 86 x 57 x 40mm.



L10

**L10BW**

500V 100A 10 Hole Back Wiring  
Neutral Link with two screws per  
tunnel.

Dimensions: 86 x 57 x 40mm.

**L12**

500V 100A 12 Hole Neutral Link with  
two screws per tunnel.

2 tunnels, 6.3mm diameter  
accommodate 1 x 16mm<sup>2</sup> cable.  
4 tunnels, 5.5mm diameter  
accommodate 1 x 16mm<sup>2</sup> cable.  
6 tunnels, 4.5mm diameter  
accommodate 1 x 10mm<sup>2</sup> cable.  
Dimensions: 86 x 57 x 40mm.

**L14**

500V 100A 14 Hole Neutral Link  
with two screws in 8 tunnels and one  
screw in 6 tunnels.

2 tunnels, 6.3mm diameter  
accommodate 1 x 16mm<sup>2</sup> cable.  
6 tunnels, 5.5mm diameter  
accommodate 1 x 16mm<sup>2</sup> cable.  
6 tunnels, 4.5mm diameter  
accommodate 1 x 16mm<sup>2</sup> cable.  
Dimensions: 86 x 57 x 40mm.

**L16**

500V 100A 16 Hole Neutral Link  
with two screws in 6 tunnels and one  
screw in 10 tunnels.

2 tunnels, 6.3mm diameter  
accommodate 1 x 16mm<sup>2</sup> cable.  
4 tunnels, 5.5mm diameter  
accommodate 1 x 16mm<sup>2</sup> cable.  
10 tunnels, 4.5mm diameter  
accommodate 1 x 10mm<sup>2</sup> cable.  
Dimensions: 86 x 57 x 40mm.

**L18**

500V 100A 18 Hole Neutral Link  
with two screws in 6 tunnels and one  
screw in 12 tunnels.

2 tunnels, 6.3mm diameter  
accommodate 1 x 16mm<sup>2</sup> cable.  
4 tunnels, 5.5mm diameter  
accommodate 1 x 16mm<sup>2</sup> cable.  
12 tunnels, 4.5mm diameter  
accommodate 1 x 10mm<sup>2</sup> cable.  
Dimensions: 86 x 57 x 40mm.

**Tunnel Diameters**

Catalogue Number	4.7mm for 10mm <sup>2</sup> cable	6.3mm for 16mm <sup>2</sup> cable	5.7mm for 16mm <sup>2</sup> cable	7mm for 25mm <sup>2</sup> cable
L5	-	3	2	-
L5BW	-	-	-	5
L6	-	3	3	-
L6/25	3	-	1	2
L7	-	3	4	-
L7BW	-	2	5	-

**Tunnel Diameters**

Catalogue Number	6.3mm for 16mm <sup>2</sup> cable	5.5mm for 16mm <sup>2</sup> cable	4.5mm for 10mm <sup>2</sup> cable
L8	3	5	-
L10	3	7	-
L10BW	2	8	-
L12	2	4	6
L14	2	6	6
L16	2	4	10
L18	2	4	12

## Mini Links Less Cover

### 500V 100A

Mounting centres: 46mm.

#### L5A

5 Hole - two screws per tunnel.  
Black base.



#### L6A

6 Hole - two screws per tunnel.  
Black base.

#### L6RA

6 Hole - two screws per tunnel.  
Red base.

#### L7A

7 Hole - two screws per tunnel.  
Black base.

Overall dimensions: 57 x 30 x 26mm.  
Mounting centres: 46mm.  
Tunnel and cable detail same as L5  
to L7 Series Covered Links.

## Standard Links Less Cover

### 500V 100A

Mounting centres: 59 - 67mm.

#### L8A

8 Hole - two screws per tunnel.



#### L10A

10 Hole - two screws per tunnel.

#### L12A

12 Hole - two screws per tunnel.

#### L14A

14 Hole - two screws per tunnel.

#### L16A

16 Hole - two screws in 6 tunnels,  
and one screw in 10 tunnels.

#### L18A

18 Hole - two screws per tunnel in 6  
tunnels, and one screw in 12 tunnels.  
Overall dimensions: 80 x 32 x 22mm.  
Mounting centres: 59 - 67mm.  
Tunnel and cable detail same as L8  
to L18 Series Covered Links.  
All link bases are black.

## Brass Link Bars

### 500V 100A

#### L5P

5 Hole - two screws per tunnel.  
Length 41mm.

#### L6P

6 Hole - two screws per tunnel.  
Length 48mm.

#### L7P

7 Hole - two screws per tunnel.  
Length 54mm.

#### L8P

8 Hole - two screws per tunnel.  
Length 61mm.



#### L10P

10 Hole - two screws per tunnel.  
Length 75mm.

#### L12P

12 Hole - two screws per tunnel.  
Length 80mm.

Brass bar section: 13 x 10mm.  
Tunnel and cable detail same as L5  
to L12 Series Covered Links.

#### L14P

14 Hole - two screws in 8 tunnels  
and one screw in 6 tunnels.



#### L16P

16 Hole - two screws in 6 tunnels  
and one screw in 10 tunnels.

#### L18P

18 Hole - two screws in 6 tunnels  
and one screw in 12 tunnels.

Brass bar section: 19 x 10mm tunnel.  
Cable detail same as L14 and L18  
Series Covered Links.

## Maxi Links with Cover

### 500V 110A

Maxi Links with cover.

Accommodates 25mm<sup>2</sup> cables.  
2 screws per tunnel.

### L11/25

500V 110A 11 Hole Front Wiring  
Neutral Link with two screws per  
tunnel. Black base and cover.

Dimensions: 108 x 62 x 55mm.  
Mounting centres: 85 x 78mm and  
65 x 59mm.

3 tunnels, 8mm diameter  
accommodate 25mm<sup>2</sup> cable.

8 tunnels, 6mm diameter  
accommodate 16mm<sup>2</sup> cable.

Transparent cover with cut-outs.



L11/25

### L11/25R

500V 110A 11 Hole Front Wiring  
Active Link.  
Red base and cover.

### L11/25BW

500V 110A 11 Hole Back Wiring  
Neutral Link with two screws per  
tunnel.

### L11/25BWR

500V 110A 11 Hole Back Wiring  
Active Link.

### L13/25

500V 110A 13 Hole Front Wiring  
Neutral Link with two screws per  
tunnel. Black base and cover.

Dimensions: 108 x 62 x 55mm.  
Elongated mounting centres:  
78 - 85mm and 59 - 65mm<sup>2</sup>.

2 tunnels, 8mm diameter  
accommodate 25mm<sup>2</sup> cable.

11 tunnels, 5.5mm diameter  
accommodate 16mm<sup>2</sup> cable.

Transparent cover with cut-outs.

### L13/25R

500V 110A 13 Hole Front Wiring  
Active Link. Red base and cover.

### L13/25BW

500V 110A 13 Hole Back Wiring  
Neutral Link with two screws per  
tunnel.

### L13/25BWR

500V 110A 13 Hole Back Wiring  
Active Link. Red base and cover.

## Maxi Links Less Cover

### 500V 110A

Accommodates 25mm<sup>2</sup> cables.  
Elongated mounting centres:  
78 - 85mm and 59 - 65mm.  
2 screws per tunnel.

### L11/25A

11 Hole - two screws per tunnel.



L11/25A

### L11/25BWA

11 Hole Back Wiring - two screws  
per tunnel. Black base.

### L13/25A

13 Hole - two screws per tunnel.  
Black base.

### L13/25BWA

13 Hole Back Wiring - two screws  
per tunnel. Black base.

Overall dimensions:  
100 x 30 x 24mm.

Elongated mounting centres:  
78 - 85mm and 59 - 65mm.  
Tunnel and cable detail same as  
L11/25 to L13/25BW Series Covered

## Tunnel Diameters

Catalogue Number	8mm for 25mm <sup>2</sup> cable	6mm for 16mm <sup>2</sup> cable	5.5mm for 16mm <sup>2</sup> cable
L11/25	3	8	-
L11/25BW	3	8	-
L13/25	2	-	11
L13/25BW	2	-	11

## Maxi Brass Link Bars only

### 500V 110A

#### L11/25P

11 Hole - two screws per tunnel.  
Length 98mm.



#### L11/25BWP

11 Hole Back Wiring - two screws per tunnel. Length 98mm.

#### L13/25P

13 Hole Back Wiring - two screws per tunnel. Length 98mm.

#### L13/25BWP

13 Hole Back Wiring - two screws per tunnel.  
Length 98mm.  
Brass Bar Section: 13mm square.  
Tunnel and cable detail same as L11/25 to L13/25BW Series Covered Links.

## Maxi Links with Cover

### 500V 140A

Accommodate 35mm<sup>2</sup> cables.  
2 screws per tunnel.

#### L10/35

500V 140A 10 Hole Front Wiring  
Neutral Link - two screws per tunnel.  
Black base and cover.

Dimensions: 108 x 62 x 55mm.  
Elongated mounting centres:  
78 - 85mm and 59 - 65mm.  
3 tunnels, 9mm diameter  
accommodate 35mm<sup>2</sup> cable.  
7 tunnels, 6mm diameter  
accommodate 16mm<sup>2</sup>.  
Transparent cover with cut-outs.



#### L10/35R

500V 140A 10 Hole Front Wiring  
Active Link. Red base and cover.  
Maxi Link Less Cover.

#### 500V 140A

Accommodate 35mm<sup>2</sup> cables.  
2 screws per tunnel.

Elongated mounting centres:  
78 - 85mm and 59 - 65mm.

#### L10/35A

10 hole - two screws per tunnel.  
Black base.

Overall dimensions:  
100 x 30 x 24mm tunnel.  
Cable detail and mounting centres  
same as L10/35 Series Covered  
Links.



## Maxi Links with Cover

### 500V 370A

Accommodate 150mm<sup>2</sup> cables.

#### L7/150

500V 370A 7 Hole Front Wiring  
Neutral Link. Black base and cover.

Dimensions: 162 x 53 x 55mm.  
2 tunnels, 17mm diameter  
accommodate 150mm<sup>2</sup> cable.  
1 tunnel, 15.5mm diameter  
accommodate 120mm<sup>2</sup> cable.  
2 tunnels, 10mm diameter  
accommodate 50mm<sup>2</sup> cable.  
2 tunnels, 5.9mm diameter  
accommodate 16mm<sup>2</sup> cable.  
Supplied with Allen key.

#### L7/150R

500V 370A 7 Hole Front Wiring  
Active Link. Red base and cover.

#### L7/150BW

500V 370A 7 Hole Back Wiring  
Neutral Link. Black base and cover.



### Tunnel Diameters

Catalogue Number	9mm for 35mm <sup>2</sup> cable	6mm for 16mm <sup>2</sup> cable
L10/35	3	7

## Maxi Brass Link Bars only

### 500V 370A

Accommodate 150mm<sup>2</sup> cables.

### L7/150P

7 Hole Front Wiring. 3 tunnels with socket grub screws. Supplied with Allen key.

4 tunnels with 2 screws per tunnel. Length 128.5mm.

### L7/150BWP

7 Hole Back Wiring. Tunnels and cables accommodated details same as L7/150 Series.

Length 94mm.

### L13/150P

13 Hole Front Wiring.

2 tunnels with socket grub screws. Supplied with Allen key.

11 tunnels with 2 screws per tunnel. Length 128.5mm.



L13/150P

### L7/150BWR

500V 370A 7 Hole Back Wiring Active Link. Red base and cover.

Dimensions, tunnels, cables accommodated, and mounting centres detail same as L7/150 Series, front wiring links.

### L13/150

500V 370A 13 Hole Front Wiring Neutral Link. Black base and cover.

2 tunnels, 17mm diameter accommodate 150mm<sup>2</sup> cable.

1 tunnel, 9.5mm diameter accommodate 50mm<sup>2</sup> cable.

4 tunnels, 8mm diameter accommodate 35mm<sup>2</sup> cable.

6 tunnels, 5.9mm diameter accommodate 16mm<sup>2</sup> cable.



L13/150

### L13/150R

500V 370A 13 Hole Front Wiring Active Link. Red base and cover.

### L13/150BW

500V 370A 13 Hole Back Wiring Neutral Link. Black base and cover.

### L13/150BWR

500V 370A 13 Hole Back Wiring Active Link. Red base and cover.

Dimensions and mounting centres detail same as L7/150 Series.

### L13/150BWP

13 Hole Back Wiring.

Tunnels and cables accommodated detail same as L13/150 Series.

Length 128.8mm. Neutral Link.

### 500V 55A

2 screws per tunnel.

### 1003

500V 55A 3 Hole Front Wiring Neutral Link with two screws per tunnel. Black base and cover.

Dimensions: 54 x 30 x 36mm.

3 tunnels, 5.6mm diameter accommodate 1 x 16mm<sup>2</sup> cable.

Back wiring models available to special order.



1003

## Tunnel Diameters

Catalogue Number	17mm for 150mm <sup>2</sup> cable	15.5mm for 120mm <sup>2</sup> cable	10mm for 50mm <sup>2</sup> cable	9.5mm for 50mm <sup>2</sup> cable	8mm for 35mm <sup>2</sup> cable	5.9mm for 16mm <sup>2</sup> cable
L7/150	2	1	2	-	-	2
L7/150BW	2	1	2	-	-	2
L13/150	2	-	-	1	4	6
L13/150BW	2	-	-	1	4	6



## SPECIAL BARS

### Special Link Requirements

Special Bars are made to order. For further details contact your Clipsal office or Blue Point.

Special Links can be made to suit special applications or installations as required.

### Please supply information on:

- Size and number of cables.
- Covered or bare link.
- Quantity of each type of link required. (No limit on quantity.)
- Space or design limitations.
- Any special equipment to be used on the link eg. stalk lug, pyrotech, bimetal, aluminium cable.
- Is it a Front or Back Wiring Bar?
- Do you require any Line Taps?

### Please specify size.

- What size stud or bolt do you require?
- Do you require any numbering?



## NOTES

---

The logo for CLIPSAL, featuring a stylized vertical bar with red and purple segments to the left of the word "CLIPSAL" in a bold, black, sans-serif font.The logo for BLUE POINT, featuring a stylized vertical bar with blue and purple segments to the left of the words "BLUE POINT" in a bold, black, sans-serif font.

**Products of Gerard Industries Pty Ltd**

ABN 27 007 873 529

**Head Office**

12 Park Terrace, Bowden  
South Australia 5007  
Telephone (08) 8269 0511  
Facsimile (08) 8340 1724  
Internet clipsal.com  
E-Mail plugin@clipsal.com.au

**Blue Point Products Pty Ltd**

ABN 27 000 275 632

A subsidiary of Gerard Industries Pty Ltd  
122 Canterbury Road, Padstow  
New South Wales 2211  
Telephone (02) 9708 1411  
Facsimile (02) 9708 6585  
Internet www.bluepointproducts.com.au  
E-Mail sales@bluepointproducts.com.au

**Offices in all States**

<b>NSW</b>	Sydney	(02) 9794 9200
	Albury	(02) 6041 2377
<b>VIC</b>	Melbourne	(03) 9207 3200
	Country Areas	1800 653 893
<b>QLD</b>	Brisbane	(07) 3244 7444
	Townsville	(07) 4729 3333
<b>SA</b>	Adelaide	(08) 8268 0400
<b>WA</b>	Perth	(08) 9442 4444
<b>TAS</b>	Launceston	(03) 6343 5900
<b>NT</b>	Darwin	(08) 8947 0278

**Area Representatives**

<b>NSW</b>	Albury	(02) 6041 2377
	Central Coast	0418 430 361
	Coffs Harbour	0418 653 183
	Dubbo	0418 822 564
	Newcastle	0407 298 792
		0418 434 169
		0418 686 040
	South West Sydney	0419 868 353
	Tamworth	0417 714 339
	Wagga Wagga	0418 578 903
	Wollongong	0418 423 581
<b>ACT</b>	Canberra	0419 238 824
	Canberra/Goulburn	0418 164 070
	Canberra/Yass	0419 847 732
<b>VIC</b>	Bendigo	0418 570 213
	Geelong	0418 527 233
	Gippsland	0418 512 680
	Western Victoria	0419 380 444
<b>QLD</b>	Cairns	0418 773 254
	Gold Coast	0418 765 459
	Mackay	0418 752 134
	Maryborough	0418 664 338
	Northern Rivers	0418 768 902
	Rockhampton	0418 794 711
	Sunshine Coast	0418 711 786
	Toowoomba	0418 726 394
	Townsville	0418 180 372
<b>WA</b>	Bunbury	0418 931 684
	Kalgoorlie & Eastern Gold Fields	0417 928 981
	Karratha	0418 937 249
<b>SA</b>	Riverland/Mildura/ Broken Hill	0418 596 145

**International Enquiries**

**Head Office Export Department**

Telephone + 61 8 8269 0587  
Facsimile + 61 8 8340 7350  
E-Mail export@clipsal.com.au

**New Zealand**

**Clipsal Industries (NZ) Ltd (Auckland)**

Telephone (09) 576 3403  
Facsimile (09) 576 1015  
E-Mail headoffice@clipsal.co.nz

**Customer Service**

Free Fax (0508) 250 305  
Auckland/Mobile Phone (09) 572 0014  
Free Phone (0508) CLIPSAL  
2547725

You can find this brochure and many others online in PDF format at:

**clipsal.com**

Follow the links off the home page or access the following page directly:  
**clipsal.com/wat\_lib\_pdf.cfm**

**clipsal.com**

Gerard Industries Pty Ltd reserves the right to change specifications, modify designs and discontinue items without incurring obligation and whilst every effort is made to ensure that descriptions, specifications and other information in this catalogue are correct, no warranty is given in respect thereof and the company shall not be liable for any error therein.

©Copyright Gerard Industries Pty Ltd  
Printed by Custom Press Pty Ltd (08) 8346 7999

O/N 16200 July 03/03